



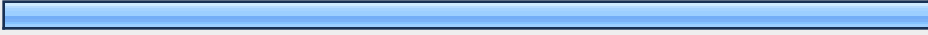
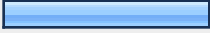







The Sedona Women 2009 Membership Survey

1. How Long have you been a member of The Sedona Women?			Response Percent	Response Count
One year or less			19.0%	19
Two years			17.0%	17
Three Years			6.0%	6
More Than Three Years			58.0%	58
			<i>answered question</i>	100
			<i>skipped question</i>	0

2. Do you live in Sedona			Response Percent	Response Count
Full Time			82.0%	82
Part Time			18.0%	18
			<i>answered question</i>	100
			<i>skipped question</i>	0

3. Do you work? Please check all that apply

		Response Percent	Response Count
Full time		20.0%	20
Part time		14.0%	14
As a Volunteer		36.0%	36
Self Employed		29.0%	29
Retired		43.0%	43
		Other (please specify)	4
		<i>answered question</i>	100
		<i>skipped question</i>	0











4. Reason for joining The Sedona Women. Please rate each reason according to the scale below.

	Not Important at all	Unimportant	Neutral	Important	Very Important	Rating Average	Response Count
Social Opportunity to meet and network with other women	2.0% (2)	1.0% (1)	7.0% (7)	43.0% (43)	47.0% (47)	4.32	100
Community projects sponsored by The Sedona Women	4.0% (4)	1.0% (1)	21.0% (21)	44.0% (44)	30.0% (30)	3.95	100
Interesting programs at our monthly meetings.	4.0% (4)	2.0% (2)	6.0% (6)	58.0% (58)	30.0% (30)	4.08	100
Trips for Members	7.0% (7)	10.0% (10)	37.0% (37)	31.0% (31)	15.0% (15)	3.37	100
	<i>answered question</i>						100
	<i>skipped question</i>						0



5. Reason for continuing your membership. Please rate each reason using the scale below.							
	Not Important at All	Unimportant	Neutral	Important	Very Important	Rating Average	Response Count
Social Opportunity to meet and network with other women	1.0% (1)	4.0% (4)	11.0% (11)	44.0% (44)	40.0% (40)	4.18	100
Community projects sponsored by The Sedona Women	3.0% (3)	4.0% (4)	20.0% (20)	48.0% (48)	25.0% (25)	3.88	100
Programs at monthly meetings	3.0% (3)	2.0% (2)	10.0% (10)	64.0% (64)	21.0% (21)	3.98	100
Trips for members	7.0% (7)	12.0% (12)	37.0% (37)	34.0% (34)	10.0% (10)	3.28	100
	<i>answered question</i>						100
	<i>skipped question</i>						0



6. How many of our monthly meetings did you attend during our 2008/2009 (our last) season?		Response Count
		86
	<i>answered question</i>	86
	<i>skipped question</i>	14







7. Please tell us which programs (up to three) were your favorites.

		Response Percent	Response Count
I did not attend a meeting		9.4%	8
September - A Welcome Back Celebration featuring The Sinfonetta and Chamber Music of Sedona		9.4%	8
October - Latino Culture		18.8%	16
November - Think Globally & Act Locally - a Global Bazaar		52.9%	45
December - Gem and Minerals of the Southwest		29.4%	25
January - Search and Rescue		29.4%	25
February - Eco-Tourism		15.3%	13
March - Green up your home		14.1%	12
April - A Day Just For Me		44.7%	38
May - Sedona's Starry Skies		32.9%	28
		<i>answered question</i>	85
		<i>skipped question</i>	15


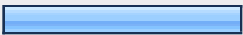


8. What did you like the most about the programs you selected above?		
		Response Count
		86
		answered question 86
		skipped question 14

9. Have you worked on a program for a monthly meeting?			
		Response Percent	Response Count
Yes		46.5%	40
No		53.5%	46
		answered question	86
		skipped question	14

10. Have you attended any of our Coffees?			Response Percent	Response Count
Yes			70.9%	61
No			29.1%	25
			<i>answered question</i>	86
			<i>skipped question</i>	14



11. I would/could attend more coffees if one was offered			Response Percent	Response Count
10:00am - Noon			15.1%	13
2:00pm - 4:00pm			12.8%	11
4:00pm - 6:00pm			8.1%	7
5:00pm - 7:00pm (without dinner)			1.2%	1
anytime works for me			39.5%	34
I am not interested in the Coffees			23.3%	20
			<i>answered question</i>	86
			<i>skipped question</i>	14

12. Tell us about any other social events you would like to see The Sedona Women offer.		
		Response Count
		86
<i>answered question</i>		86
<i>skipped question</i>		14



13. Our Luncheons are held in October and May. Which Luncheon(s)do you usually attend?			
		Response Percent	Response Count
October		11.6%	10
May		20.9%	18
Both		57.0%	49
Neither		10.5%	9
<i>answered question</i>			86
<i>skipped question</i>			14

14. If you have not attended a Luncheon please tell us why.		
		Response Count
		24
<i>answered question</i>		24
<i>skipped question</i>		76

15. Please tell us how you feel about the pricing of our Luncheons.			
		Response Percent	Response Count
Too High		16.5%	13
Too Low		1.3%	1
Priced Right		82.3%	65
<i>answered question</i>			79
<i>skipped question</i>			21

16. Have you participated in A Day Just For Me?			Response Percent	Response Count
Yes			74.4%	64
No			25.6%	22
		<i>answered question</i>		86
		<i>skipped question</i>		14

17. If you have not participated in A Day Just for Me please tell us why.			Response Count
			28
		<i>answered question</i>	28
		<i>skipped question</i>	72

18. Have you ever participated in a The Sedona Women Trip?			Response Percent	Response Count
Yes			65.1%	56
No			34.9%	30
		<i>answered question</i>		86
		<i>skipped question</i>		14

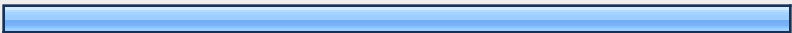

19. If you answered yes to question # 1 please tell us which trip(s)you took			Response Count
			54
		<i>answered question</i>	54
		<i>skipped question</i>	46

20. If you answered no to question # please tell us what kept you from going on a trip.			Response Count
			27
		<i>answered question</i>	27
		<i>skipped question</i>	73

21. Regarding The Sedona Women Trips please tell us what type of trip you would be most interested in by rating each trip type on a the scale below.

	Not Interested	Very Little Interest	Neutral	Interested	VeryInterested	Rating Average	Response Count
Day Trips (approximate cost of \$60 - \$90)	3.5% (3)	3.5% (3)	11.6% (10)	50.0% (43)	31.4% (27)	4.02	86
2 Day Trips including an overnight (approximate cost \$300 - \$500)	14.0% (12)	18.6% (16)	22.1% (19)	31.4% (27)	14.0% (12)	3.13	86
3 or More Day Trips including at least 2 nights (approximate cost \$800 - \$1000)	38.4% (33)	18.6% (16)	31.4% (27)	5.8% (5)	5.8% (5)	2.22	86
	<i>answered question</i>						86
	<i>skipped question</i>						14



22. Have you participated in a The Sedona Women project?

		Response Percent	Response Count
Yes		69.8%	60
No		30.2%	26
	<i>answered question</i>		86
	<i>skipped question</i>		14



23. How important do you feel our projects are to our organization and our mission?			
		Response Percent	Response Count
Very Important		69.8%	60
Moderately Important		25.6%	22
Not Very Important		2.3%	2
Not at all Important		2.3%	2
		<i>answered question</i>	86
		<i>skipped question</i>	14

24. If you believe that projects are important or moderately important, what projects would you like to see The Sedona Women take on in the future?		Response Count
		52
	<i>answered question</i>	52
	<i>skipped question</i>	48

25. Please give us your opinion of our Scholarship Support Raffle we hold at our May Luncheon.							
	Not Interested	Very Little Interest	Neutral	Like It	Love It	Rating Average	Response Count
Please rate the Scholarship support raffle.	3.5% (3)	4.7% (4)	26.7% (23)	38.4% (33)	26.7% (23)	3.80	86
	<i>answered question</i>						86
	<i>skipped question</i>						14

26. Have you visited The Sedona Women Website			
		Response Percent	Response Count
Yes		86.9%	73
No		13.1%	11
	<i>answered question</i>		84
	<i>skipped question</i>		16

27. If you have visited our website please tell us what we can do to improve our site.		Response Count
		43
	<i>answered question</i>	43
	<i>skipped question</i>	57

28. Are you receiving The Sedona Women E-Newsletter?			Response Percent	Response Count
Yes			86.9%	73
No			13.1%	11
			<i>answered question</i>	84
			<i>skipped question</i>	16

29. If you are receiving our E-Newsletter please tell us if there is anything we can do to improve it.			Response Count
			33
			<i>answered question</i>
			33
			<i>skipped question</i>
			67

30. What can the Board of The Sedona Women do to better meet your expectations?			Response Count
			84
			<i>answered question</i>
			84
			<i>skipped question</i>
			16